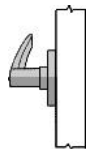
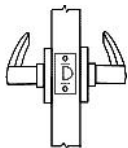
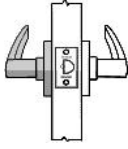
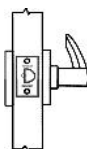
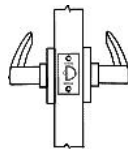
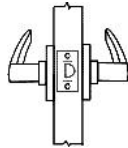
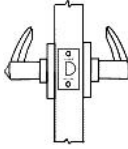




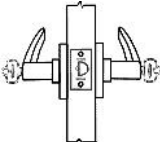
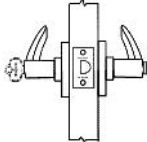
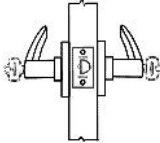
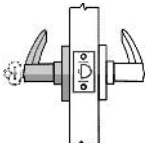
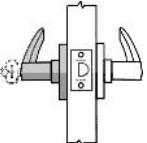

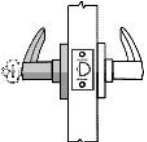

**C Series Functions**

Model No (ANSI No)	Description	Function	Outside / Inside	C-7
<b>C301</b>	Single Dummy Trim	<ul style="list-style-type: none"> <li>• Single Sided Trim / Matching Pair or Pull</li> </ul>		
<b>C310 (F75)</b>	Passage	<ul style="list-style-type: none"> <li>• Latch By Trim Either Side</li> </ul>		
<b>C323 (F89)</b>	Exit Lock	<ul style="list-style-type: none"> <li>• Outside Trim Rigid</li> <li>• Inside Trim Always Free</li> <li>• Deadlatch Deadlocks Latchbolt</li> </ul>		
<b>C325</b>	Exit Lock Single Side	<ul style="list-style-type: none"> <li>• Inside Trim Always Free</li> <li>• No Exterior Trim</li> <li>• Deadlatch Deadlocks Latchbolt</li> </ul>		
<b>C330 (F77A)</b>	Patio	<ul style="list-style-type: none"> <li>• Deadlatch By Trim Either Side.</li> <li>• Outside Trim Locked By Push Button Inside.</li> <li>• Outside Trim Unlocked by Inside Trim.</li> <li>• Outside Trim Unlocked by Closing Door.</li> <li>• Inside Trim Always Free.</li> </ul>		
<b>C340 (F76A)</b>	Privacy	<ul style="list-style-type: none"> <li>• Latchbolt By Trim Either Side.</li> <li>• Outside Trim Locked By Pushbutton Inside.</li> <li>• Outside Trim Unlocked By Emergency Release</li> <li>• Outside Trim Unlocked by Inside Trim.</li> <li>• Outside Trim Unlocked by Closing Door.</li> <li>• Inside Trim Always Free.</li> </ul>		
<b>C344</b>	Hospital Privacy	<ul style="list-style-type: none"> <li>• Latchbolt By Trim Either Side.</li> <li>• Outside Trim Locked By Pushbutton Inside.</li> <li>• Outside Trim Unlocked By Emergency Release</li> <li>• Outside Trim Unlocked by Inside Trim.</li> <li>• Outside Trim Unlocked by Closing Door.</li> <li>• Inside Trim Always Free.</li> </ul>		

## C Series Functions



C-8 Model No (ANSI No)	Description	Function	Outside / Inside
<b>C351</b> (F81)	Entry Lock	<ul style="list-style-type: none"> <li>• Deadlatch by Trim Either Side, Except When Outside trim Locked by Turn Button Inside.</li> <li>• When Outside Locked Key Outside or Inside Trim Opens Lock</li> <li>• Turn Button Operated Manually.</li> <li>• Inside Always Free.</li> </ul>	
<b>C353</b> (F109)	Entry Lock	<ul style="list-style-type: none"> <li>• Deadlatch by Trim Either Side, Except When Outside trim Locked by Push of Button Inside.</li> <li>• Key Unlocks Outside Trim and Releases Push Button except When Inside Button is Pushed and Turned.</li> <li>• Inside Trim Releases push Button and Unlocks Outside trim When Button is Pushed. When Button is Push and turned Outside Trim Remains Locked.</li> <li>• Inside Always Free</li> </ul>	
<b>C355</b> (F92)	Service Station Lock	<ul style="list-style-type: none"> <li>• Deadlatch By Trim Either Side Unless Outside Locked by Key Outside or Push Button Inside.</li> <li>• Outside Knob Unlocked by Key Outside or Inside Trim.</li> <li>• Inside Button Released by Inside trim or Closing Door.</li> <li>• When Inside Slotted Button Pushed and Turned outside Trim Remains Locked.</li> <li>• Inside Always Free</li> </ul>	
<b>C360</b> (F88)	Apartment Lock	<ul style="list-style-type: none"> <li>• Deadlatch By Trim Either Side Unless Outside Locked by Key Inside.</li> <li>• When Outside Trim Locked, Key Outside Retracts deadlatch.</li> <li>• Deadlatch by Inside Trim.</li> <li>• Inside Trim Always Free</li> </ul>	
<b>C366</b> (F91)	Store Door Lock	<ul style="list-style-type: none"> <li>• Deadlatch By Trim Either Side</li> <li>• Key From Either Side Locks Inside And Outside Trim.</li> </ul>	
<b>C370</b> (F84)	Classroom Lock	<ul style="list-style-type: none"> <li>• Deadlatch By Trim Either Side Unless Outside Locked by Key Outside.</li> <li>• Key in Outside Trim Locks or Unlocks Outside Trim,</li> <li>• Deadlatch by Inside Trim Anytime</li> <li>• Inside Trim Always Free.</li> </ul>	

Model No (ANSI No)	Description	Function	Outside / Inside	C-9
<b>C372</b> <b>(F80)</b>	Communi- cating Lock	<ul style="list-style-type: none"> <li>• Deadlatch By Trim Either Side.</li> <li>• Turning Key in Either Trim Independently Locks or unlocks That Trim.</li> </ul>		
<b>C373</b> <b>(F90)</b>	Corridor Lock	<ul style="list-style-type: none"> <li>• Deadlatch by Trim Either Side, Except When Outside trim Locked by Key in Outside or By Pushbutton Inside.</li> <li>• Key In Outside Trim Locks Unlocks Outside Trim.</li> <li>• Turning Inside Trim Releases Push Button.</li> <li>• Closing Door Restores Push Button and Unlocks Door.</li> <li>• Inside Always Free</li> </ul>		
<b>C377</b> <b>(F110)</b>	Surelock Classroom Intruder Lock	<ul style="list-style-type: none"> <li>• Deadlatch By Trim Either Side Unless Outside Trim is locked by Key in Inside or Outside Trim.</li> <li>• Inside Trin Retracts Deadlatch and Allows Egress but does Not Unlock Outside Trim.</li> <li>• Inside Always Free</li> </ul>		
<b>C380</b> <b>(F86)</b>	Storeroom Lock	<ul style="list-style-type: none"> <li>• Deadlatch By Key Outside.</li> <li>• Deadlatch by Inside Trim.</li> <li>• Outside Trim Always locked.</li> <li>• Inside Trim Always Free</li> </ul>		
<b>C380EL</b> <b>(Fail Safe)</b>	Electrified Lock Fail-Safe	<ul style="list-style-type: none"> <li>• Outside Trim Locked When Power Applied</li> <li>• Outside Trim Unlocked When Power Removed.</li> <li>• Key in Outside Trim Permits Entry.</li> <li>• Inside Always Free</li> </ul>		
<b>C380EU</b> <b>(Fail Secure)</b>	Electrified Lock Fail-Secure	<ul style="list-style-type: none"> <li>• Outside Trim Locked When Power Removed.</li> <li>• Outside Trim Unlocked When Power Applied.</li> <li>• Key in Outside Trim Permits Entry.</li> <li>• Inside Trim Always Free.</li> </ul>		
<b>C382</b> <b>(F87)</b>	Institutional Lock	<ul style="list-style-type: none"> <li>• Deadlatch By Key Either Side Withdraws Latchbolt.</li> <li>• Both Trims Always Locked</li> </ul>	